

The **BA327E loop powered 4/20mA indicator** is a fourth generation instrument that is electrically and mechanically compatible with the earlier industry standard BA327C, but has a larger full 5 digit display plus a 31 segment analogue bargraph providing maximum visibility from a 96 x 48mm instrument. The new model has guaranteed performance between -40 & 70°C, dust certification and an even shorter enclosure depth than its predecessor. The scale card can easily be marked to show the units of measurement and be installed on-site without dismantling the indicator enclosure or removing it from the panel. If the units of measurement are not specified when the indicator is ordered, a blank scale card will be fitted.

The main application of the BA327E is to display a measured variable in meaningful engineering units within a hazardous area. The zero and span of the display are independently adjustable allowing the indicator to be calibrated to display any linear variable represented by the 4/20mA signal. A root extractor and an adjustable sixteen segment lineariser enables the indicator to display flow and non-linear variables such as tank level in linear engineering units. For weighing applications a tare function is included.

The bold 12.7 mm high 5 digit display and 31 segment bargraph provide maximum contrast and have a very wide viewing angle, allowing the BA327E indicator to be easily read in most lighting conditions over a wide temperature range. An optional factory fitted backlight is available for applications in poorly illuminated areas. The five digits, with four decimal points and a negative sign, may be configured to display any variable between -99999 and 99999.

**IP66 front panel protection** and a neoprene gasket to seal the joint between the indicator and the panel make the instrument suitable for use in areas that will be cleaned with a hose. To simplify installation and maintenance, the indicator has a removable terminal block

allowing panel wiring to be completed before the BA327E indicator is installed.

**International intrinsic safety certification** permits the BA327E to be installed throughout the world. The 4/20mA input terminals comply with the requirements for *simple apparatus* which, together with the low voltage drop, allow the indicator to be connected in series with most intrinsically safe 4/20mA loops. The BA327E may also be installed in dust hazardous areas. All input safety parameters are the same or greater than those for the preceding BA327C, thus allowing the BA327E to safely replace the earlier model.

A **backlight** which may be loop or separately powered is available as a factory fitted option. It provides green background illumination allowing the display to be read at night or in poorly illuminated areas. When powered from the 4/20mA loop no additional intrinsically safe interface or wiring is required and the indicator input remain compliant with the requirements for *simple apparatus*. Powering from a separate supply produces a brighter backlight but requires an additional intrinsically safe interface and field wiring.

**Optional dual alarm outputs** which can switch hazardous or safe area loads, such as sounders, beacons or solenoid valves, are available as a factory fitted option. The two galvanically isolated solid state alarm outputs may be independently conditioned as high or low alarms with normally open or closed outputs. Annunciators on the display show the status of both alarm outputs.

**Reliability is ensured** by component conformal coating, protection from incorrect connection and radio frequency interference. The indicator has been subjected to vibration testing and is supported by a three year guarantee.

**Other models** in this range include the BA307E which has a similar specification with four larger 15mm high digits without a bargraph.

# BA327E

## 2-wire 4/20mA

## 5 digit indicator

*Intrinsically safe for use in gas & dust hazardous areas*

- ◆ Loop powered only 1.2V drop.
- ◆ 5 digit 12.7 mm high display & 31 segment bargraph.
- ◆ Intrinsically safe
- ◆ Optional backlight & alarms.
- ◆ Easy on-site scale card installation.
- ◆ IP66 front
- ◆ 96 x 48mm DIN enclosure.
- ◆ 3 year guarantee

[www.beka.co.uk/ba327e](http://www.beka.co.uk/ba327e)







# BEKA


## associates

BEKA associates Ltd. Old Charlton Rd.  
Hitchin, Hertfordshire, SG5 2DA, U.K.  
Tel. (01462) 438301 e-mail [sales@beka.co.uk](mailto:sales@beka.co.uk)  
website: [www.beka.co.uk](http://www.beka.co.uk)

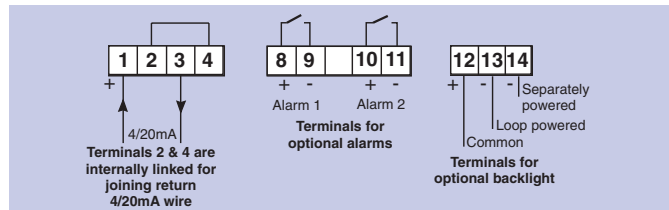
## SPECIFICATION

<b>Input</b>	
Current	4 to 20mA
Voltage	Less than 1.2V at 20°C Less than 1.3V at -40°C Less than 5V with optional loop powered backlight.
Overrange	±200mA or ±30V will not damage the indicator.
<b>Display</b>	
Type	Liquid crystal, non-multiplexed 5 digit 12.7mm high & 31 segment bargraph.
Span	Adjustable between 0 & ±99999 for a 4/20mA input.
Zero	Adjustable between 0 & ±99999 with 4mA input.
Decimal point	1 of 4 positions or absent
Polarity	Automatic minus sign
Zero blanking	Blanked apart from 0 in front of decimal point
Direction	Display may increase or decrease with increasing 4/20mA input.
Reading rate	2 per second
Bargraph	31 segments 43mm long
Overrange	99999 or -99999 with all decimal points flashing.
<b>Push buttons</b>	<i>(Function in display mode)</i>
	Shows display with 4mA input
	Shows display with 20mA input
	Displays input in mA or a % of span, has a modified function when alarms are fitted.
	Used for tare function
<b>Accuracy at 20°C</b>	
Linear	±0.02% of span ±1digit
Root extracting	±16µA at input ±1 digit.
Temperature effect on:	
Zero	Less than 25ppm of span/°C
Span	Less than 50ppm of span/°C
Series mode rejection	Less than 0.05% of span error for 1mA pk to pk 50 or 60Hz interference.
<b>Intrinsic safety</b>	
<b>International IECEx</b>	
Code	Ex ia IIC T5 Ga Ex ia IIIC T80°C Db IP20 Tamb = -40 to 70°C <a href="#">IECEx ITS11.0015X</a>
Cert. No	
<b>Europe ATEX &amp; UKEX</b>	
Code	Group II Category 1G and 2D Ex ia IIC T5 Ga Ex ia IIIC T80°C Db IP20 Tamb = -40 to 70°C
Input parameters	
Ui	30V dc
Ii	200mA
Pi	0.84W
Output parameters	Complies with requirements for <i>simple apparatus</i> .
Cert. No.	<a href="#">ITS11ATEX27254X</a> & <a href="#">ITS21UKEX0088X</a>
<b>USA FM</b>	
Standard Code	3610 Entity CL I: Div 1 Gp A, B, C, & D T5 @ 70°C
Standard Code	3611 Nonincendive CL I, II, III: Div 2 Gp A, B, C, D, E, F & G T5 @ 70°C
File	<a href="#">3041487</a>
<b>Canada cFM</b>	
File	<a href="#">3041487C</a>
<b>China CCC</b>	As IECEx - <a href="#">see certificate</a>
<b>India CCOE/PESO</b>	As ATEX - <a href="#">see certificate</a>
<b>Environmental</b>	
Operating temp	-40 to 70°C
Storage temp	-40 to 85°C
Humidity	to 95% at 40°C noncondensing
Vibration	Report available
Enclosure	Front IP66, rear IP20
EMC	Complies with EU & UK EMC Directives
<b>Mechanical</b>	
Terminals	Screw clamp for 0.5 to 1.5mm <sup>2</sup> cable, removable terminal blocks.
Weight	0.2kg

## DIMENSIONS (mm)



## TERMINAL CONNECTIONS



## Accessories

<b>Backlight</b>	
Loop powered	Green, may be loop or separately powered.
Separately powered	Indicator input voltage 5V max. 9V at 22.5mA from IS interface
<b>Alarms</b>	Two alarm outputs each of which may be independently configured as a high or low alarm contact with a NO or NC output.
<b>Output</b>	Isolated solid state switch complying with requirements for <i>simple apparatus</i> .
Ron	5Ω + 0.7V max
Roff	1MΩ min
<b>Printed scale card</b>	Blank card fitted to each Indicator can be supplied printed with specified units of measurement.
<b>Pack of printed scale cards</b>	Contains 26 common units of measurement and four blanks.
<b>Tag legend</b>	Specified tag number or application thermally printed onto rear of the instrument.
<b>BA495 rear cover and sealing kit</b>	Provides impact and IP66 protection for rear of instrument. #

# See accessory datasheet for details

## HOW TO ORDER

<b>Model number</b>	BA327E
<b>Display mode</b>	Linear, root or lineariser*
<b>Display at:</b>	
4.000mA	XXXXX } Include position of decimal point & sign if negative, plus intermediate points if linearisation is required.*
20.000mA	
<b>Accessories</b>	<b>Please specify if required</b>
Display backlight	Backlight
Dual alarms	Alarms
Scale card	Legend required
Tag	Legend required
Rear cover and sealing kit	BA495

\* Will be set to display 0.00 at 4mA and 100.00 at 20mA with a linear display if calibration information is not supplied. Can easily be recalibrated on-site.